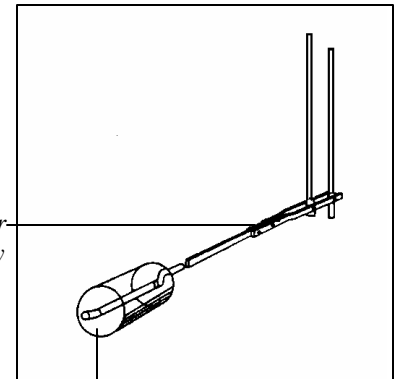
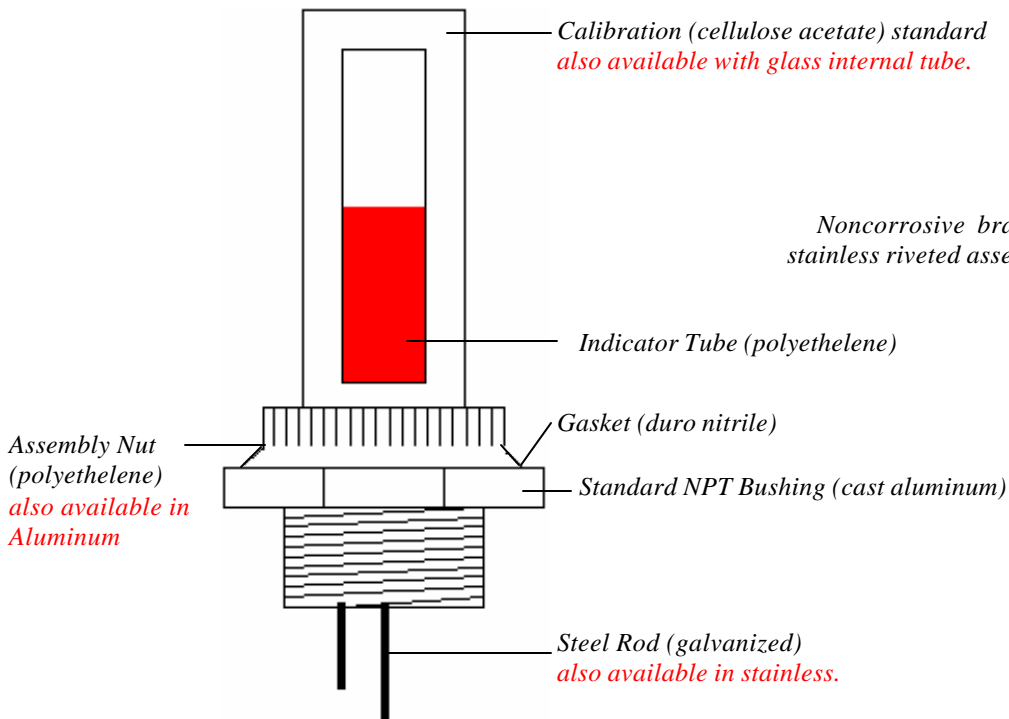



# Therma Gauge

*Our Most Visible, Easiest To Read Gauge*



Float (polyethelene), also available in nitrophenyl or stainless steel.

This “highly visible” gauge is recommended for use when mounting close to a tank wall and for tanks with baffles or other obstructions. It’s two piece bushing (pictured right) makes it more versatile than the At-A-Glance Gauge. Direct mechanical action, reliable construction and “high visibility” make this gauge perfect choice for tanks with depths up to 12’.



Available with optional ALARM (see page 17)

## KRUEGER **SENTRY** GAUGE

KRUEGER SENTRY GAUGE CO. INC.  
1873 Siesta Lane: Green Bay, WI 54313-8021  
Phone:(920) 434-8860 : Fax (920) 434-8897  
Office Hours: 7:00 A.M. to 5:00 P.M. (CST)  
<http://www.kruegersentrygauge.com>

# Therma Gauge

---

- A. **CALIBRATION ASSEMBLY:** Inner and outer plastic housings with printed calibration paper between housings. Withstands up to 70 PSI. (**options**-glass inner piece)
- B. **INDICATOR TUBE:** Red HDPE plastic
- C. **LOCK NUT:** Red plastic to hold calibration assembly in place. (**options**-aluminum lock nut)
- D. **DURO NITRILE GASKET:** On which flanges on base of calibration assembly are firmly seated to prevent leakage. (**options**-viton gasket)
- E. **ALUMINUM DIE CAST BUSHING:** Type H-1.5 fits 1.5” standard npt tank flange. Type H-2 fits standard 2” npt tank flange. This is the only part of the gauge that differs between types H-1.5 and H-2. (**options**-stainless steel)
- F. **STANDARD ROD:** 0.1875 dia. galvanized steel rod. (**options**-stainless steel)
- G. **PUSH ROD:** 0.125 dia. galvanized steel rod activates indicator disc by movement of float arm (I). (**options**-stainless steel)
- H. **BRASS RIVETS:** Four brass tubular rivets. (**options**-non-riveted, stainless)
- I. **FLOAT ARM ASSEMBLY:** 0.1875 x 0.0625 galvanized steel flat rod, including bracket and rod, attached to standard, push rod, and plastic float. (**options**-stainless steel)
- J. **PLASTIC FLOAT:** High density polyethelene float 1.125” dia. x 3.0” long. (**options**-stainless float, nitrophyll float)

Therma Gauges are manufactured to fit specific tank depth dimensions, 6 inches to 12 feet. Although we do recommend the L Gauge (page...18) on tanks 10” and under. Standard rod (F), push rod (G), float arm assembly (I) are varied in length to provide correct operation of gauge.

**Ordering Instructions**—Part numbers are as follows: H-(size opening)-(depth in inches) Example H-2-48”. Gauge is also available in 275 gallon format. For vaulted tank ordering instructions see page...25.

**Optional All Stainless Steel Model**—When ordering, state “All SS” after part number. This model provides stainless floats, stainless rods, stainless bushing assembly, glass calibration insert, and aluminum lock nut.

**Other Options Available**—Alarm (page...17), Gauge Guard (page...20)

**KRUEGER SENTRY GAUGE**

**KRUEGER SENTRY GAUGE CO. INC.**  
1873 Siesta Lane: Green Bay, WI 54313-8021  
Phone:(920) 434-8860 : Fax (920) 434-8897  
Office Hours: 7:00 A.M. to 5:00 P.M. (CST)  
<http://www.kruegersentrygauge.com>