

IntelI IO8/8

Datasheet

Product description

- ▶ Peripherals dedicated to expand number of I/Os of the main ComAp controller
- ▶ Supports wide range of sensor types and characteristics
- ▶ Connection with the main ComAp controller over CAN bus (up to 200 m length)
- ▶ Extension modules are compatible with
 - IntelISys^{NT} BaseBox, IntelISys^{NTC} BaseBox, IntelISys GAS, IntelISys^{NTC} Hybrid, IntelISys^{NT} BaseBox Marine
 - IntelIGen^{NT}, IntelIGen^{NT} BaseBox, IntelIGen^{NTC} BaseBox Marine
 - IntelIMains^{NT}, IntelIMains^{NT} BaseBox, IntelIMains^{NTC} BaseBox
 - IntelIDrive DCU Marine, IntelIDrive DCU

Key features

- ▶ Binary input : 8/16 channels
 - Pull up, Pull down options
- ▶ Binary output: 8/0 channels
 - Low side, High side options
 - Possibility to use the outputs as inputs





Order code: I-IO8/8

Extension/Peripheral Module

- ▶ Analog output: 2 channels
 - Voltage: 0 - 10 V DC
 - Current 0 - 20 mA
 - PWMs

Certificates and standards

<p>This product is CE compliant.</p> <ul style="list-style-type: none"> ▶ EN 60068-2-6 ed.2:2008 ▶ EN 60068-2-27 ed.2:2010 ▶ EN 60068-2-30, May 2000 ▶ EN 60068-2-64 ▶ EN 61010-1:2003 	 
<p>Marine certifications:</p> <p>DNV, GL, LR, BV, RMR, CCS, RINA</p>	
<p>All certificates and standards are available on: https://webstore.iec.ch/publication/4243</p>	

Technical data

Power supply

Power supply	8 to 36 V DC
Power consumption	35 mA a @ 24 V ± 100 mA at 8 V

Operating conditions

Operating temperature	-30°C to +70°C
Storage temperature	-40°C to +80°C
Operation humidity	95% w/o condensation
Vibrations	5-25 Hz, ±1.6 mm, 25-100 Hz, a = 4 g
Shocks	a = 200 m/s ²

Binary inputs

Input resistance	4400 Ω
Input range	0 to 36 V DC
Switching voltage level for open contact indication	0 to 2 V
Max voltage level for close contact indication	6 to 36 V

Binary outputs (open collector output)

Max current	500 mA
Max switching voltage	36 V DC

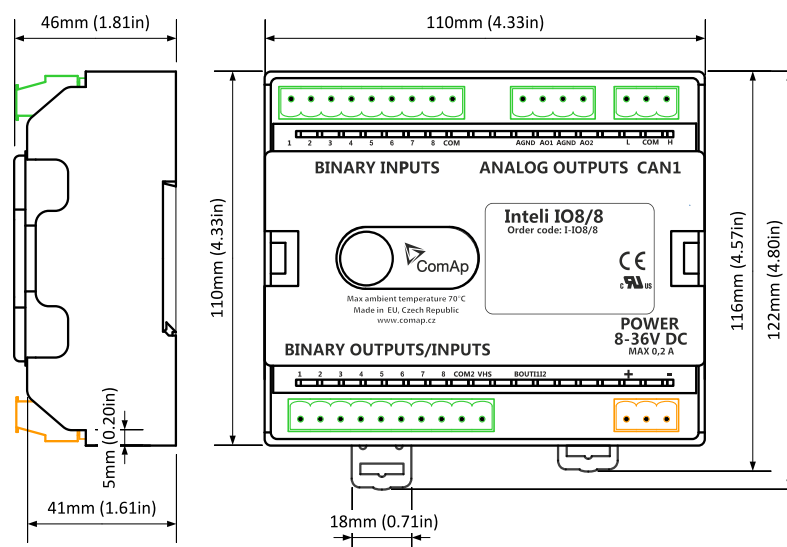
Analog outputs (not electric separated)

Voltage	range 0 – 10 V, accuracy: ±20 mV ±0,5 % of actual value (I _{max} 5 mA)
Current	Range 0 - 20 mA, accuracy: ±100 µA ±0,5 % of actual value (R _{max} 500 Ω)
PWM	Level 5 V, adjustable freq 200÷2400 Hz (I _{max} 20 mA), (minimal step of pulse is 2 µs)
Max current of AGND	100 mA

General information

Protection	IP20
Galvanic separation	CAN bus is galvanic separated from the measurement and power supply

Dimensions, terminals and mounting



Note: The unit is mounted on DIN rail (35 mm/1.38 in).

